


One in-clinic dose of Zorbium™
provides 4 days of continuous
post-op pain control

for at-home comfort.



NEW



Zorbium™ ©

(buprenorphine transdermal solution)

Indication: Zorbium is indicated for the control of postoperative pain associated with surgical procedures in cats.

Important Safety Information: Before using ZORBIUM (buprenorphine transdermal solution), read the entire package insert including the Boxed Human Warning. ZORBIUM contains buprenorphine, an opioid that exposes humans to risks of misuse, abuse, and addiction, which can lead to overdose and death. Please see accompanying label for complete safety information.



Effective pain relief extends from clinic to home

For optimal recovery from surgery, continuous pain management is required until pain is resolved¹



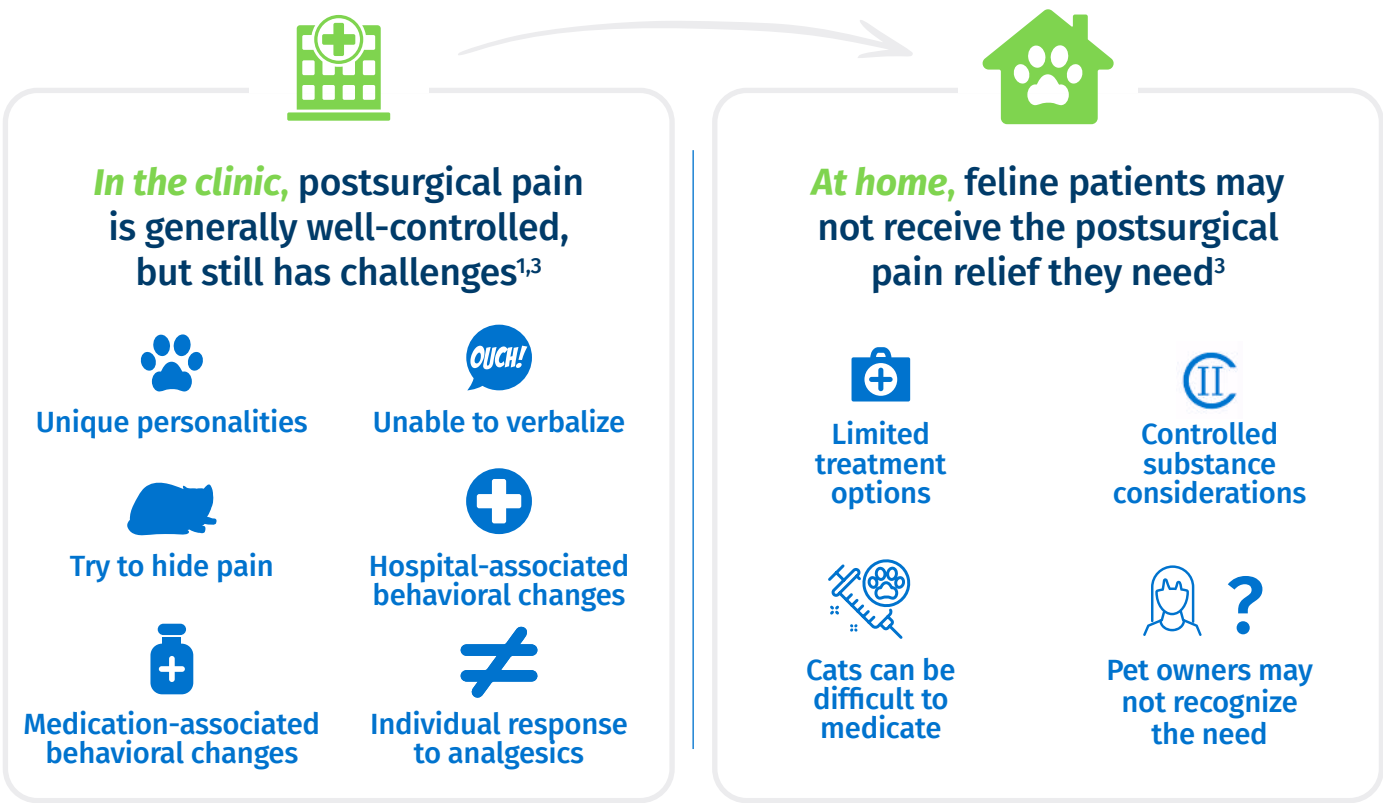
Analgesics are recommended for a minimum of 72 hours following surgery.²

The typical duration of the inflammatory phase of wound healing

Important Safety Information (cont.): Use of buprenorphine may lead to physical dependence. The risk of abuse by humans should be considered when storing, administering, and disposing of ZORBIUM. Serious, life-threatening, or fatal respiratory depression may occur with accidental exposure to or with misuse or abuse of ZORBIUM.



However, effective pain management is not a simple task



Unmanaged surgical pain can be associated with^{1,2,4:}

- Unintended pain and suffering
- Delayed healing and return to function
- The development of chronic, maladaptive pain

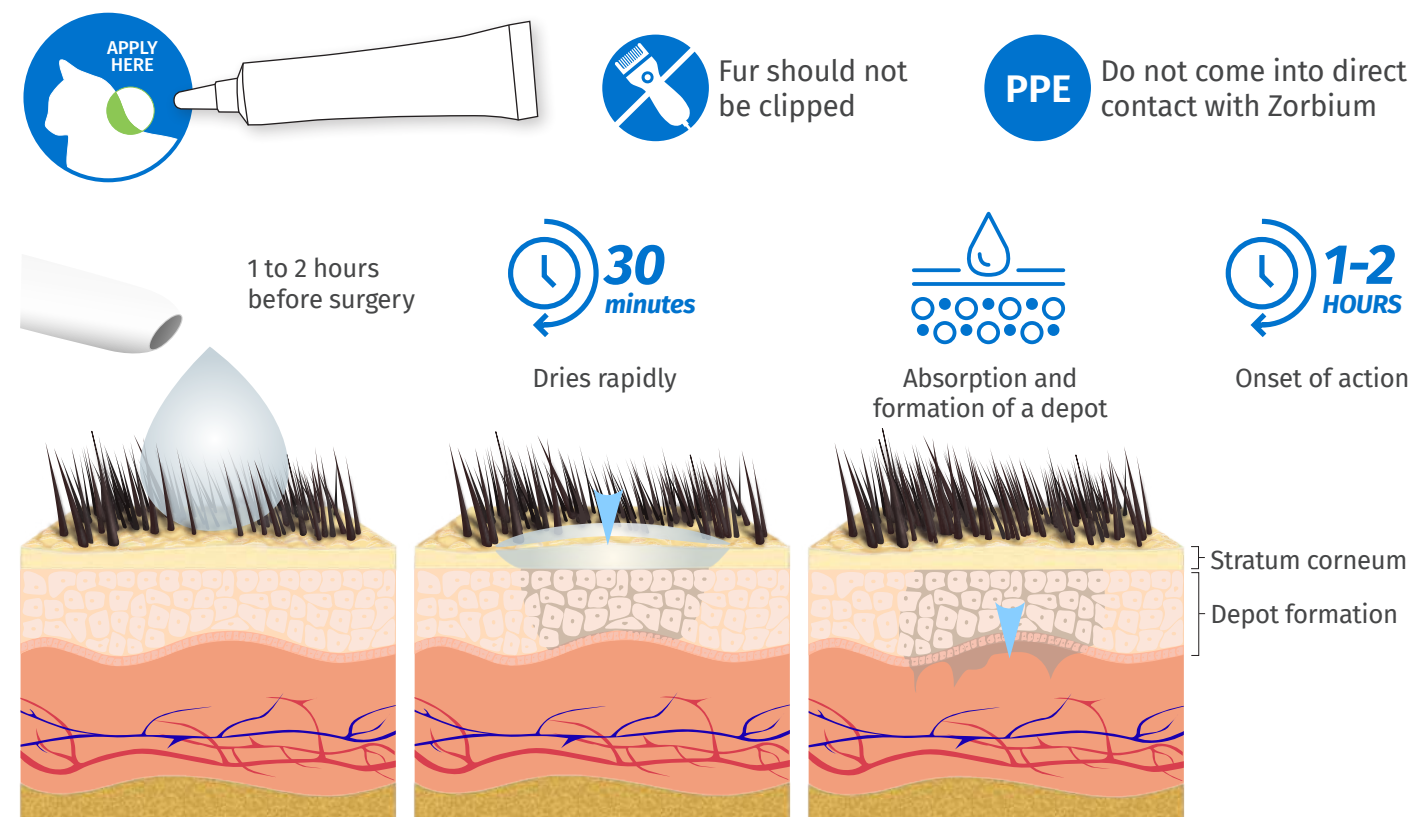


A long-acting opioid administered in-clinic can provide reliable pain relief to your feline patients.

ZORBIUM should only be administered by veterinarians or veterinarian technicians who are trained in the handling of potent opioids. Accidental exposure to even one tube of ZORBIUM, especially in children, can result in a fatal overdose. Please see accompanying label for complete safety information.

Zorbium™ 
(buprenorphine transdermal solution)



Innovative, long-acting technology and convenient dosing



User safety study confirmed no risk to adults or children with direct exposure to dry application site (30 minutes)⁵

Wear impermeable latex or nitrile gloves, protective glasses and a laboratory coat when applying Zorbium

Dosing Information

	Single-use, unit dose applicator tubes	Body weight (lbs)	Dose of buprenorphine	Volume of Zorbium
	For smaller cats	2.6 to 6.6	8 mg	0.4 mL
	For larger cats	>6.6 to 16.5	20 mg	1 mL

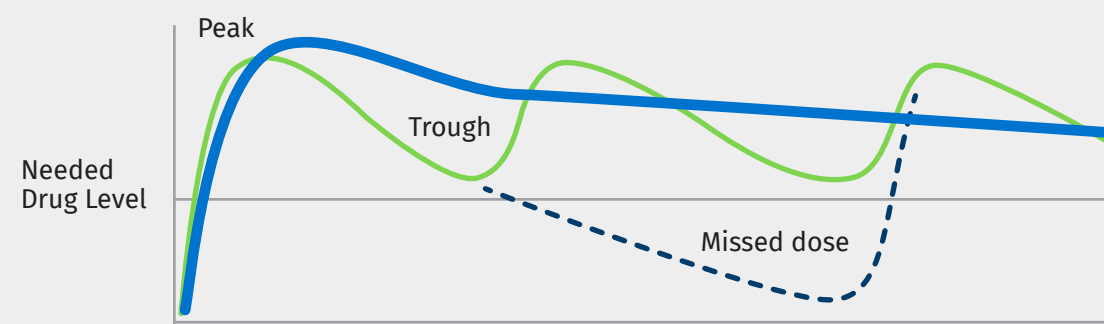
Important Safety Information (cont.): ZORBIUM is for topical application in cats only. Do not come into direct contact with ZORBIUM. Wear impermeable latex or nitrile gloves, protective glasses and a laboratory coat when applying ZORBIUM. Following application to the cat, allow a minimum drying time of 30 minutes before direct contact with the application site.

NEW

Provide 4 days of continuous post-op pain control from a single, in-clinic dose

Zorbium is designed for in-clinic efficiency...

- **Delivers 4 days of reliable pain relief from a single, topical dose**
 - Gradually releases buprenorphine into systemic circulation, avoiding the peaks and valleys in plasma blood concentrations and potential for missed doses associated with repeat dosing protocols
 - Removes the need to administer repeat injections or dispense buprenorphine during the critical first few days after surgery



...and it extends your care to home

- **Administered in clinic, Zorbium keeps you in control of opioid analgesia**
 - No need to dispense buprenorphine
 - Limits risk of opioid misuse by pet owners
 - Reduces challenges of administering pain medications at home
 - Provides reassurance that your patients have pain relief on board

Zorbium provides reassurance to veterinarians and pet owners during the critical first 4 days following surgery.



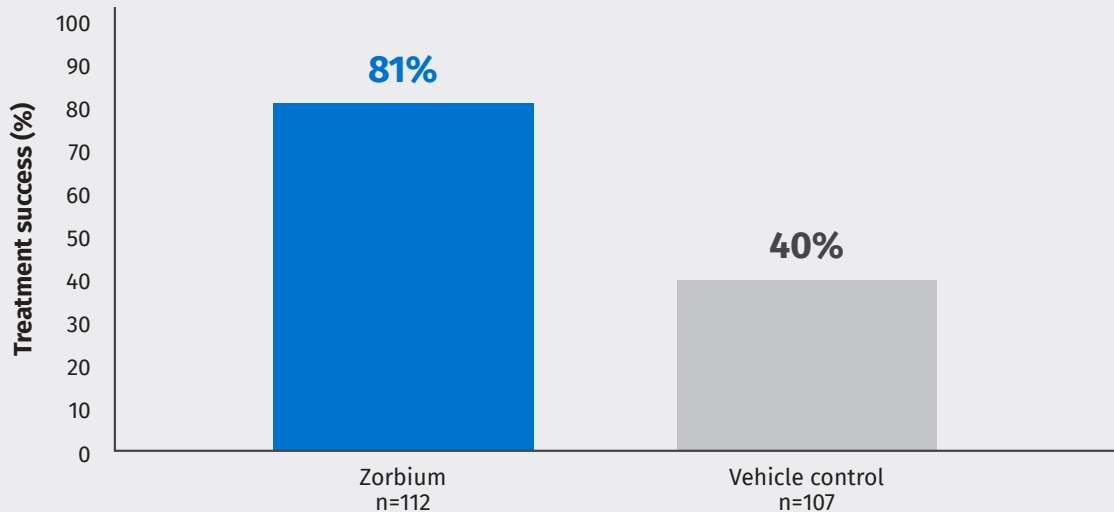
Do not administer to cats with a known hypersensitivity to buprenorphine hydrochloride, any inactive ingredients of ZORBIUM, or known intolerance to opioids. Please see accompanying label for complete safety information.



Proven effective and safe in client-owned cats undergoing surgery



Significantly greater treatment success with Zorbium throughout 4 days



Statistically significant difference in treatment success rates between groups (P=.0003)
Treatment success defined as: adequate pain control (no rescue treatment) and no treatment-related adverse event causing removal from study


Prospective, double-blinded, vehicle-controlled, multicenter field study



Surgical reproductive sterilizations (castration/ ovariectomy) in conjunction with forelimb onychectomy

- Preemptive analgesia given to all cats for intra-operative analgesia:
- Single intramuscular, low-dose injection of alpha-2 agonist 30 minutes prior to anesthetic induction
 - Short-acting local anesthetic metacarpal 4-point ring block on the forelimbs after induction

1 to 2 hours before surgery:
Zorbium 20 mg/mL or vehicle control



Important Safety Information (cont.): Do not apply ZORBIUM if the application site at the dorsal cervical area has diseased or injured skin, or to anatomic areas other than the dorsal cervical area because absorption characteristics may be different.

NEW



Overall: Adverse events in Zorbium and placebo groups occurred at a similar frequency

No significant difference in adverse events between Zorbium-treated and control cats during anesthesia

Most common adverse events after anesthesia			
Hypothermia	Hyperthermia	Sedation	Tachypnea

Hypothermia occurred immediately post-op in the majority of cats in both groups

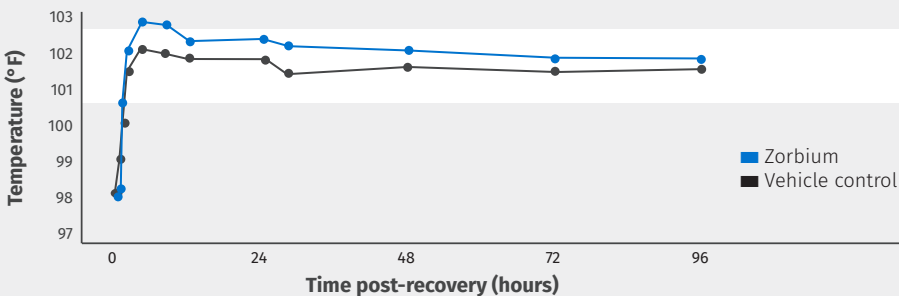
Tachypnea occurred at a higher rate in cats receiving placebo vs Zorbium, possibly related to uncontrolled pain

No sedation observed with Zorbium beyond 1 hr after anesthetic recovery

No dysphoria observed with Zorbium beyond 3 hrs after anesthetic recovery

Typical of opioids in cats, the average body temperature was higher with Zorbium.^a

Most mean body temperatures were within the normal range.



^a3 Zorbium and 2 vehicle control-treated cats were considered treatment failures due to hyperthermia.

Hyperthermia:

- Only adverse event that occurred at a significantly greater rate in Zorbium vs control cats
- Opioids alter thermoregulation by resetting thermoregulatory set point in hypothalamus⁶

Zorbium did not affect:

Urination/Defecation

Appetite/Body weight

Quality of anesthetic recovery

Body temperature should be monitored postoperatively. Most common adverse reactions during anesthesia were hypothermia, hypotension, and hypertension, and after anesthetic recovery were hypothermia, hyperthermia, and sedation. Please see accompanying label for complete safety information.



Zorbium, the only FDA-approved long-acting transdermal buprenorphine for cats

- Indicated for the control of postoperative pain associated with surgical procedures in cats
- Pre-dosed tubes for smaller and larger cats simplifies record-keeping and disposal of controlled substances

Delivers 4 days of reliable pain relief from a single, in-clinic dose

- Rapidly dries after topical application, forming a depot within the skin that releases buprenorphine continuously into systemic circulation
- Avoids the peaks and valleys in plasma drug concentrations and potential for missed doses associated with repeat dosing protocols

Providing reassurance to veterinarians and pet owners

- Administered once in clinic, Zorbium removes the need to administer repeat injections or dispense buprenorphine during the critical first few days after surgery
- Reduces the challenges of administering pain medications at home and helps limit the risk of opioid misuse by pet owners

Important Safety Information (cont.): The safe use of ZORBIUM has not been evaluated in debilitated cats, those with renal, hepatic, cardiac or respiratory disease, pregnant lactating, breeding, in cats younger than four months old or <2.6 lbs or >16.5 lbs. Please see accompanying label for complete safety information.

References: **1.** Epstein M, Rodan I, Griffenhagen G, et al. 2015 AAHA/AAFP pain management guidelines for dogs and cats. *J Am Anim Hosp Assoc.* 2015;51(2):67-84. doi:10.5326/JAAHA-MS-7331; **2.** Lascelles BDX, Kirkby Shaw K. An extended release local anaesthetic: potential for future use in veterinary surgical patients? *Vet Med Sci.* 2016;2(4):229-238. doi:10.1002/vms3.43; **3.** Steagall PV, Monteiro BP. Acute pain in cats: recent advances in clinical assessment. *J Feline Med Surg.* 2019;21(1):25-34. doi:10.1177/1098612X18808103; **4.** Hellyer P, Rodan I, Brunt J, Downing R, Hagedorn JE, Robertson SA. AAHA/AAFP pain management guidelines for dogs and cats. *J Feline Med Surg.* 2007;9(6):466-480. doi:10.1016/j.jfms.2007.09.001; **5.** Zorbium Freedom of Information summary. NADA 141-547; **6.** Posner LP, Pavuk AA, Rokshar JL, Carter JE, Levine JF. Effects of opioids and anesthetic drugs on body temperature in cats. *Vet Anaesth Analg.* 2010;37(1):35-43. doi:10.1111/j.1467-2995.2009.00508.x

